

SPECIFICATIONS



Features/Benefits

- Diverter on Three Handle Valve Center
- Includes Cast Brass Valve Body on 11" Center with Sliding Sleeve Escutcheon
- Includes Compression Cartridges
- 1.75 gpm (6.6 L/min) Max Flow @ 80 psi (G0049108)
- 6" Threaded Shower Arm
- Threaded Spout

SKU# Numbers

G004713083 Tub & Shower, IPS/Sweat, Sliding Sleeve Escutcheon

G004713083

Prefixes Available

None

Suffixes Available

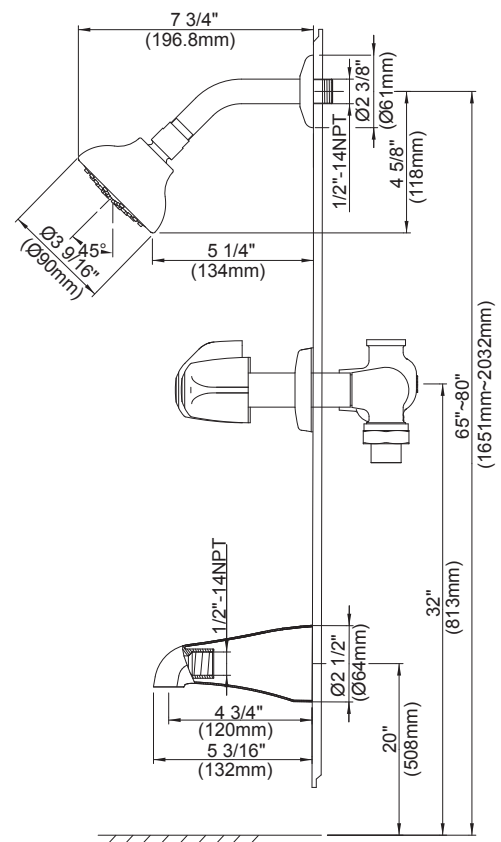
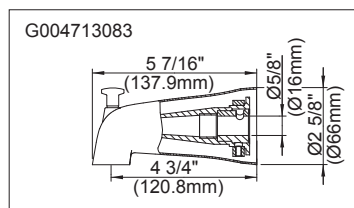
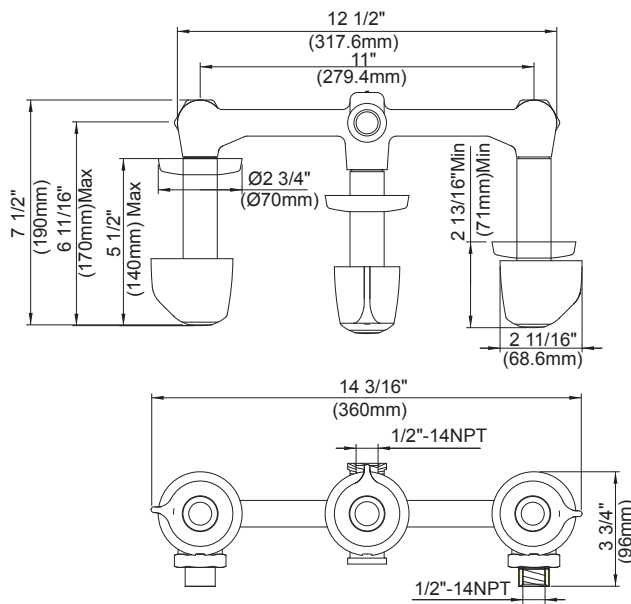
-83 Sliding Sleeve Escutcheon

Available Color/Finishes

 Chrome

Please see gerber-us.com or current price list for available finishes. Finish is defined by additional suffix.

Standards & Certifications



Submittal Information:

Name: _____
Location: _____

Contractor: _____
Contact #: _____